



Contemporary Quilt & Fiber Artists November Newsletter

Final CQFA Meeting of 2003:

November 1

Upcoming Meetings in 2004:

Jan 3

March 6

May 1

July 3

Sept 4

Nov 6

Saturdays at 9:30 am

Trinity Methodist Church,

Fellowship Hall

748 Mercy Street

Mountain View, CA

families. There were fewer auction items this year (35) than in the past and the total take was a little less than \$500. In the past we have taken in \$1000 and more so the economy is affecting even us. Most items were sold, some with as many as five bids. Judy will bring a couple of unsold donations to the November meeting to see if anyone has changed their minds.

I finally made it to the show last Monday afternoon. I had the gallery to myself. It was wonderfully serene. I spent an hour wandering around, oohing and ahing and smiling. Such varied styles and visions, but all with heart and soul (even Julie Stiller's with Soul Holes). Beautiful job, everyone!



NOVEMBER 1ST MEETING

The November 1st meeting will begin with business announcements, followed by our always popular, ever inspiring, highly entertaining Show & Tell. Then Debbie Wambaugh (in Virginia King's absence) will do "a Silk Paper demonstration". You can preview the Silk Paper method in the Spring 2003 issue of Quilting Arts on page 50. Debbie will also be returning quilts before and after the meeting.

Visit the ever-changing CQFA website!

<http://www.cqfa.org>

...for meeting information, newsletter archives, special links and recent quilt and fiberworks from our outstanding members.

Fiber Expressions V Nearing End of Show *Jan Scardina*

Last call! At post time of this newsletter, you still have a *few more days* to catch the end of the successful run of the 2003 CQFA show. The quilts can be seen next Monday through Wednesday, October 27-29 from 8 am to 5 pm in the 4th floor gallery of the Mountain View Civic Center, 500 Castro Street.

Unable to get away from work in San Francisco in time to get to the opening reception and auction on October 3, I was miffed and disappointed. When Judy Wagstrom sent me the list of auctioned items that I missed bidding on, I was *EXTREMELY* miffed and disappointed.

Judy reports that the reception was very nice. There were lots of folks there, mostly CQFA members and

A Message from Debbie Wambaugh

(Chairperson Extraordinaire
of Fiber Expressions V)


I want to thank all of the wonderful people who helped create this show. Thank you to Sarah Roberts for making the long drive to my house to plan the show layout. Thank you to Amber Shaw and her helpers who made creative name-tags for the opening reception. (The nametags can also be used during our meetings!) Thank you to Julie Stiller, Marsha Burdick, Sonja Campbell, Remie Bontrager and Susan Circone who installed the show. Thank you to Karenina Grun-Louie for updating the web site. Thank you to Sonja Campbell for helping with the advertising. Thank you to Carol Current for taking charge of setting up the refreshment area at the reception. Thank you to Judy Wagstrom for setting up and running the silent auction. Thank you to Virginia King for the guidance and support. A final thank you to all of our fabulous fiber artists whose artwork makes CQFA's show so wonderful.

The fiberart from the show will be returned at the end of the November 1st CQFA meeting. This will be around 11 am. If you would like to pick up your fiberart as we take it down, let me know in advance so we can set it aside. We will be taking the show down on Thursday, October 30th, 9:30-10:30am. If you can't make either time, give me a call and you can come to my house whenever it is convenient for you.

Debbie Rizzo Wambaugh

831-338-2245

scrzmtn@cruzio.com



A Message *about and to* Debbie Wambaugh

One year ago, last October the CQFA Newsletter announced the dates of the 2003 CQFA quilt show, Fiber

Expressions V. (The dates were incorrect in the end, but never mind.) It seemed like a long ways away. In January, Debbie accepted the role of chairperson (coordinator, organizer, delegater and motivator) for the show. This November 1st she will be returning show entries to the artists and breathing a big, well-deserved sigh of relief. And she should bask in the satisfaction of a job *very well done*. Our many, many thanks to you, Debbie!




CQFA Meeting Workshop Idea

Those of you who saw Fiber Expressions V surely noticed Virginia Schnalle's "Personality Quilt", a festive and whimsical explosion of geometric shapes. Thinking this might be a fun workshop for one of our meetings, Debbie Wambaugh has begun to inquire about the availability and cost for the psychologist who does the personality testing. Debbie would like some feedback about this idea and whether some workshop fee would be acceptable. She'll have more specifics at the next meeting.





NEWS FROM OUR MEMBERS




Congratulations to Sylvia Gegaregian, Prizewinner at PIQF!

When asked about her prize-winning quilt, Sylvia wrote: "Well, I think I'm still in shock! I still can't believe that I won 1st place in "Best Use of Embellishment" in the Innovative class. My quilt, "In Full Bloom", is 57.5" x 57.5" with a pieced center and large appliqued borders consisting of flowers and hummingbirds. The small wall quilt titled "Flower Study" on display at Fiber Expressions V is a draft of the final flower samples I decided to use on my larger quilt "In Full Bloom"!

It took me about a year to complete the large quilt. It sat pinned on my design wall for about 8 or 9 months as I investigated different ideas for the borders, in between work, family, the Holidays, and of course, other quilts. I had pretty much given up on finishing the large quilt and had decided to just finish the flower sample with a border and some quilting and be done with it!


So.... I took my finished sample "Flower Study" to our quilt meeting for "Show and Tell" and got such a great reaction that it really encouraged me to rethink and finish the large quilt still pinned on my wall. It was a real push to finish before the PIQF deadline and I was pretty sick of it by the time I got done! I knew where every flaw and missed stitch was and was certain nothing would come of it!! Boy, was I surprised!Sylvia"



Linda Gass will be having a one artist show in the lobby of the Mountain View Center for the Performing Arts January 6 - March 1, 2004 entitled "No Swimming" featuring textile works about water issues in California. Her quilt, "Repairing the Night Sky" will appear in the


upcoming FiberArts Design Book Seven to be released in Spring 2004 and she also had work published in "The Big Book of Quilting" edited by Cassia Farkas and published by Main Street Publishing. A review of her show last year entitled "Transparent Trespasses" appeared in the Spring 2003 Issue of the Surface Design Journal (Vol. 27, No. 3). She was recently elected to the Textile Arts Council Board of the De Young Museum.

Linda also wrote, "I thought the Fiber Expressions show was very wonderful. Many of the artists were working with color in bold and creative ways. Congratulations to all who participated - it's a strong show."




Nana Montgomery and Linda Gass have quilts in the SAQA Show (Studio Art Quilters Assoc.) in Sacramento at the Dorion Gallery, 1819 Del Paso Blvd (916-564-4433). The show is up from Oct 10-Nov 1 and is called Fiberworks...an Explosion of Color.

Nana wants to encourage interested quilters to donate to the 10th Annual Benefit Auction for the SJ Museum of Quilts & Textiles. The auction is coming up on November 8 and there is still time to donate a quilt. The Auction Preview is Oct 29-Nov 8 so everyone needs to get their quilts SOON!! See page 4 for more auction information.



Many of you have recently seen **Diana Leone's** new painted quilt style, shown at Fiber Expressions V as well as at PIQF. I had asked her about her technique after seeing the photo of her piece, Yosemite Falls, in our last newsletter. The photo was so pretty, but as for all quilts, you have to see the real thing to appreciate how stunning the work really is. Diana says she's been using drapery weight cotton satin so far. She's still testing other fabrics and will be trying silk. Most fabrics, she finds, are too absorbent. The paints she uses are mostly from

Jacquard, and she is testing new products from them, like the luminescent paints. The paint is applied with big brushes (from Home Depot) and lots of water from a spray bottle, producing great runs and drips. Diana paints about 5-7 days on each piece, first wet, then dry. The finished works are stipple quilted by machine with metallic threads. She is looking forward to testing new threads recently seen advertised in a trade magazine. Her biggest piece is about 72" by 60", as large as she can handle in her machine. Again she reiterates how happy she is to be making this art.

 Congratulations to **Sushma Patel-Bould**, one of our newest CQFA members, for getting one of her fabulous quilts shown in the October 2003 San Francisco magazine! Her quilt and a short story are at the beginning of the StyleFile section. There's also an eye-catching piece of her quilt shown in the magazine's Table of Contents. It's great to get such public recognition of our favorite art medium.

However, this page also shows how far quilt art has to go to get the respect it deserves. Sushma's wall quilt was shown *sideways*, and acknowledged as such in the caption. Would an **abstract painting** ever be shown sideways? This is not a symmetrical work that looks the same from any direction. It's 72 by 36 inches. The eye moves very differently horizontally (as printed) than vertically (as intended). The quilt changes from 4 horizontal bands of colored rectangles to an energetic, vibrant collection of high and low contrast rectangles. Would an editor ever print type on top of an **art photograph**? Okay, I'm done with my editorial. It would be fun to hear from Sushma how she was "discovered" by the magazine. And we will all be following her stories of success!

What's Happening at The San Jose Museum of Quilts and Textiles

The San Jose Museum of Quilts & Textiles will hold its 10th Annual Benefit Auction, its major annual fundraiser with both live and silent auctions, on Saturday, November 8, 2003, from 6:30-10:00 pm. The auction will be held at the Museum, 110 Paseo de San Antonio, in downtown San Jose.

Auction Preview:

On view from October 29 through November 8, 2003. Early silent bids will be accepted. Please note that the Museum will close at 3:00 pm on Saturday, November 8.

Meet the Artists Auction Preview Party:

Friday, October 31, 2003 from 6:00-8:00 pm.

Admission is FREE on all Preview days and to the Preview Party.

Auction Tickets: \$15 in advance and for members; \$20 at the door for non-members.

For more information, call the Museum at 408-971-0323 ext. 10, or visit the Museum's website at www.sjqquiltmuseum.org.





TWO PIQF LECTURE REVIEWS

Having attended a couple of talks at PIQF, Jaye Lapachet submitted these wonderful reviews. Thank you, Jaye!

Grete Gulliksen Moe - Speaking on "Color"

Grete Gulliksen Moe is a Norwegian quilt-maker who focuses on simple designs and color. She also works on bringing quilt motifs to her home environment through quilts, home dec projects and clothing. She works in series, using different color palettes for the same patterns. Several of her quilts used half square triangles in different color palettes. A couple of the quilts used complementary colors as the primary color palette. The success of her quilts was in the fact that she used different proportions of the complements - a smaller amount of orange to go along with blue, for example. Additionally, Moe used analogous colors to add interest and move the eye around the quilt. Finally, Moe used extremely clear colors - no muddy colors, which really made the quilts vibrant.

Moe believes that by creating placemats, cellphone holders, purses, tablemats/table runners, tea cosies and clothing that a quiltmaker can create interest in the home environment and get the family and friends interested in quilts, color and pattern. She also contends that a quiltmaker can make a lot more projects and explore color and pattern more thoroughly by making smaller projects more frequently.

Moe uses Johannes Itten's color wheel as a guide. She writes books, which had much better photographs than some of the American quilt books. Unfortunately, the books are not published in the US and she only had a few copies, which sold quickly. Moe showed a number of the projects from her slide show with two hilarious helpers, Christine Porter from Bristol England and Janet Pederson



from Canada. At one point Christine Porter wore a tea cosy as a hat! Moe was an engaging speaker and I would recommend her lecture to anyone who has the opportunity to hear her speak. You can take a look at her website at <http://www.lappetepper.com>

Christine Porter - "Floor Tiles as Inspiration for Quilts"

Christine Porter was, without a doubt, a hilarious speaker. We were very pleased to see her after seeing her the night before helping Grete Gulliksen Moe hold up quilts and wearing a tea cosy. Porter has recently written a book, *Quilt Designs from Decorative Floor Tiles*, about using floor tiles as inspiration for quilt patterns. She also had a special exhibit of quilts from the book at PIQF. After hearing her lecture, I was much more interested in the quilts.

For any of you who have gone to old churches, you have, undoubtedly, noticed the wonderful tile and mosaic work that is often found there. Porter noticed this in her hometown of Bristol, where there is a floor in Bristol cathedral comprised of different kinds of Mariners Compass patterns in a swirling round layout. As she has a number of churches in the area where she lives, she has investigated and taken pictures of the various floors. In some cases, she has pulled up rugs and moved furniture to get good photos. She said that it was very important to get a picture of the corner treatment otherwise you would have to make up your own, not always an easy proposition.



Porter has taken photos of floors and walls in Italy also. Porter's husband does most of the photography for her. She described the process of taking these photos, which is that she sets up a tripod and a flash in another part of the room and begins flashing away, drawing the guards to her while her husband takes the actual photos in another part of the room. Not a good idea from a conservation point of view, but hilarious to hear Porter describe it.

After attending the lecture, we went back and scrutinized the quilts more from the book more carefully and found the construction methods to be really

innovative. In her Chinese Lanterns quilt, instead of piecing the entire piece with inset seams, she pieced the main parts as diamonds, then appliqued rectangles over the tips to make the lantern shape. I thought this was a great reminder to put quilts together in a way that will not make you crazy. If you don't make pattern quilts, then this book is still worth a look, because of the excellent photography and pictures of the floor tiles. You might also want to take a look at a book called Decorative floors of Venice by Tudy Sammartini.



UPCOMING SHOW OPPORTUNITIES

Small Wonders Contest

Embellished quilts (100 beads minimum!) to be shown at the Spring International Quilt Festival in Chicago 3/26-28/04. Entry Deadline: 12/1/03
 Entry form at <http://www.quilts.com>
 Quilts Inc. 7660 Woodway Dr., Suite 550
 Houston, TX 77063



QUILT VISIONS 2004

A juried exhibition of quilts celebrating the Art of the Quilt, to be shown at Oceanside Museum of Art. Nov 7, 2004 - Jan 16, 2005
 Entry Deadline: Jan 10, 2004
<http://www.quiltvisions.org>



“*Spaces for All Species*”, with the theme of Habitat is the title for the 12th Annual Aullwood Audubon Center and Farm. The show runs April 24- June 13, 2004. Entry Deadline: 1/26/04
 Aullwood Audubon Center,
 1000 Aullwood Road Dayton, OH,
 45414



Quilted Cuisine

A juried exhibition planned for November 4, 2004 to January 15, 2005. The New England Quilt Museum in Lowell, MA is seeking a smorgasbord of quilts - tasty, tempting, traditional and innovative.

Entry Deadline: 2/1/04

Questions: Jennifer Gilbert, Curator
 978-452-4207 ext. 11

e-mail: Curator@NEQuiltMuseum.org

Husqvarna Viking MasterPieces Contest:

Color, Couleur, Colore, Kulör!

To be shown at the International Quilt Festival in Houston. Entry Deadline 5/12/04

Form at <http://www.quilts.com>

Quilts Inc. 7660 Woodway Dr., Suite 550
 Houston, TX 77063

I Remember Mama, 2004

Quilts made for the “Mother, My Family, and Me” exhibit will be hung in 2004-2005 at the International Quilt Festivals in Houston and Chicago and will consist of quilts made exclusively by family teams (mother-daughter, mother-son, grandmother-daughter-granddaughter, etc.) working either together or sequentially. (An example of sequential work would include a piece started by one generation and finished by another.) The quilts do not have to follow any theme and do not have to be about mothers.

Entry Deadline 6/1/04

Entry form at <http://www.quilts.com>

Quilts Inc. 7660 Woodway Dr., Suite 550
 Houston, TX 77063



Inner Child Prayer Quilt

Therese May will be teaching a class entitled "Inner Child Prayer Quilt" on November 8 at the San Jose Center for Spiritual Living from 10:00am to 4:00pm. Here's her description:

Would you like to focus some special time and prayers on the beautiful child within you? On November 8, I will be facilitating a workshop to create some prayer quilts for the purpose of healing this precious little child inside. We will be using small photos of ourselves as children (or whoever we are praying for), making colorful borders around them in fabric, and surrounding them with prayer pockets in which to put our written prayers. They will make wonderful devotional sacred art. We will learn about photo transfer onto cloth as well as finishing a small quilt.

By Saturday, November 1st, please give me your photo. I will take it to the Copy Shop and have it printed onto fabric. (In class, we will discuss various photo transfer processes.) We will be using fabric, batting, thread, scissors and sewing machine. Please let me know if you would like me to supply these for you. Our quilts will be about 14 inches by 14 inches finished. I will have more detailed information available by Saturday, November 1st. I'm looking forward to seeing you on November 8!

SATURDAY, NOVEMBER 8, 2003, 10 am-4 pm
\$50 (no one turned away)

For more information, contact Therese at:
408-292-3247, MAYQUILTER@aol.com

<http://www.theresemay.com>

CENTER FOR SPIRITUAL LIVING

1195 CLARK ST.

SAN JOSE, CA. 95112

Near Bird and Willow St.

Enter on South side of building, Ring Bell

Upstairs, room 23

NEWSLETTER SUBMISSIONS

Next deadline is **December 19th**

Email to: jmscardina@aol.com

Snail mail to: Jan Scardina
225 Pearl Ave.

San Carlos, CA, 94070

Call: Jan at 650-595-3364

2003 CQFA Officers

<i>President:</i>	Virginia King
<i>Vice President:</i>	Laurie West-Roberts
<i>Fiber Expressions V Chairman</i>	Debbie Wambaugh
<i>Program Chair:</i>	Joy-Lily
<i>Treasurer:</i>	Judy Martin
<i>Membership:</i>	Judy Wagstrom
<i>Newsletter Editor:</i>	Jan Scardina
<i>Newsletter Mailing:</i>	Sylvia Gegaregian
<i>Show Opportunities:</i>	Julie Z. Stiller
<i>Web Site:</i>	Karenina Grun-Louie

