



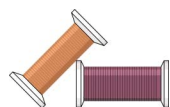
Contemporary Quilt & Fiber Artists September Newsletter

Upcoming Meetings in 2003:

September 6, November 1

Saturdays at 9:30 am

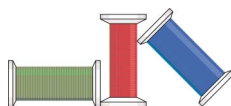
Trinity Methodist Church
Fellowship Hall, 748 Mercy Street
Mountain View, CA



The long anticipated CQFA Fiber Expressions V is quickly approaching! The excitement is building.

Remember: **The deadline for ENTRY of artwork and auction items is September 6th, 2003.**

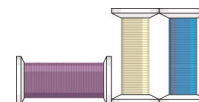
Fiber art in all sizes is being accepted. Please submit to Debbie Wambaugh an entry form, insurance waiver, photo and entry fee (\$25 for 1 or 2 pieces) for your artwork. She will also collect the forms describing your donated items for the auction. These forms and further information were included in the July newsletter, which can be found at <http://www.cqfa.org/newsletters.html>. If you need to have any of the forms e-mailed to you, send a request to jmscardina@aol.com.



SEPTEMBER 6TH MEETING

This will be the last meeting before the CQFA Fiber Expressions V Show, so Debbie Wambaugh will be elaborating all the last minute (that is, final weeks') details, including when and where the show items will be collected (and returned). She will also collect at this meeting the required forms and fees from show participants.

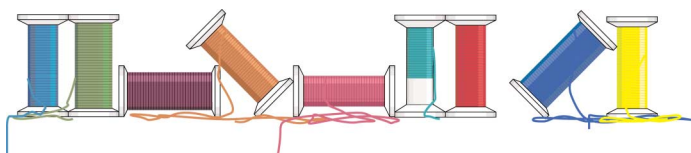
Other business announcements will be followed by our typically stunning Show & Tell, hopefully including some of the pounded flowers from the July meeting (see review on Page 2).



Virginia King and Judy Wagstrom have volunteered to conduct a (quiet) workshop on silk-screening onto fabric using newspaper stencils. This is an easy way of modifying fabric with your own creative images. Virginia and Judy will bring some silkscreens (they have about 10 of various sizes), squeegees, some not-so-new acrylic fabric paints and newspaper. If you'd like to participate, bring some fabric (or a light colored t-shirt or other garment) and a roll of paper towels. If you happen to also have a silk screen and squeegee, please bring those. The fabric can be plain or printed. Sheers can be painted and then layered. Fabric pieces should probably be at least 14" square, but can go up in size from there. It's a good idea to pre-wash the fabric if you plan to wash the final product eventually. The paint seems to adhere better if all the sizing is out. Join Virginia and Judy for another fun workshop.

PLEASE NOTE: Once again, the city of Mountain View, in trying to capitalize on the huge crowd that the CQFA meeting always draws, has scheduled their annual *Art and Wine Festival* for Saturday (and Sunday), September 6th (and 7th). Parking for our September meeting is a bit more challenging than usual, so give yourself a few more minutes to get there. After the meeting, enjoy the food and festivities (and wine and shopping) out on Castro Street.





Flower Pounding was a *Smash!*

At the July 5th CQFA meeting, Virginia King showed a few fearless fiber artists how to smash and bash perfectly beautiful flowers on to pretreated silk and cotton. The results were delicate and surprising. The greatest thing about this technique, however, was not necessarily the result. It was the process. And the process was physical, loud and extremely satisfying. Everyone was smiling and found it difficult to stop. The next time you are feeling a little frustrated, get out your rubber mallet and grab some flowers or leaves from your yard. Pound to your heart's content. You are guaranteed to feel better. You might even have a unique piece of fabric that you can incorporate into your next project. For more on this technique see [Flower Pounding](#) by Ann Frischkorn and Amy Sandrin.

(Thank you to Amber Shaw for this wonderful meeting report and to Debbie Wambaugh for getting the photo of these happy, stress-free “pounders”).



“The last meeting with Virginia's project was awesome!” Nancy Riffle

“We had a blast with this project, using both prepared fabric that I brought in and paper. Yes, we also sang *If I Had a Hammer!*” Virginia King

Quilting in the Garden

A Field Trip Organized by Cynthia Marshall

Mark your calendar for Saturday, September 27 for a road trip to ALEX ANDERSON'S QUILT SHOW in Livermore! The show will be held at Alden Lane Nursery, a gorgeous location that will whet your creative juices and inspire your inner artist.

We'll meet in Milpitas at 8:45 and board an air-conditioned land yacht bound for Livermore. The first stop is the show, where you'll have the opportunity to view quilts from manufacturer P&B's private collection, admire the plant life, and shop in Alden Lane's beautiful gift shop. There will also be an optional mini-lecture (extra charge).

After the show, we'll catch our bus and head downtown. There's great shopping at the town's newest quilt store, In Between Stitches. Lunch is on your own and you can nosh at one of Livermore's cafes or brown bag it in Carnegie Park. If you choose, you can also visit Livermore's art gallery and historical center, located in the park. If you knit or embroider, you'll want to see Dutch Treat, a charming little shop that's also nearby.


After our excursion in downtown Livermore, we'll board the bus and return to Milpitas around 3 pm. There will still be plenty of time for shopping at Fabrics 'n' Fun, McCarthy Ranch and The Great Mall.

Fun, friends, and fabric await you. Space is limited, so sign up today! The price is just \$30 for reservations received by September 19; \$35 after that. This price includes bus and tip for driver. Make your check payable to Cynthia Marshall. SEND: Your check, along with your name, address, phone, and e-mail to Marshall, 223 Horizon Ave., Mountain View, CA 94043. ABSOLUTELY NO REFUNDS!

Questions? Call 650.968.9184 from 9 am til 9 pm or e-mail cmschuman@comcast.net. For more information about the show, visit www.alexanderson-quilts.com. Please tell your friends. The more, the merrier and everyone's invited!

SHOW NEWS FROM OUR MEMBERS

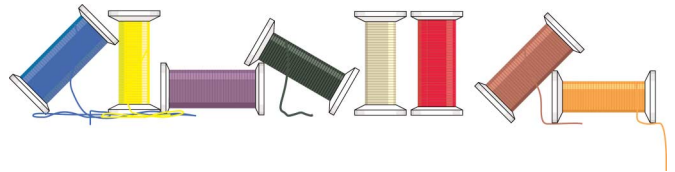
Debbie Wambaugh's "Changes and Challenges" (shown below), a quilt of layered and cut hand-dyed cottons, won **first place** at the *Fibers of America* show sponsored by the Santa Cruz Mountains Art Center. Congratulations, Debbie! If you visit http://www.mountainartcenter.org/fibers_of_america.html, you can also see the entry of another CQFA member, Deb Ecklund.



Nana Montgomery's quilt "Undertow," was juried into *Fish Follies*, a show of all media taking place at the Cordova Historical Museum in Cordova, Alaska showing from August 27 through October 31, 2003. Check out www.cordovamuseum.org.

ART QUILTS VIII: A CUT ABOVE, a national exhibition at the Chandler Center for the Arts in Chandler, Arizona has juried in quilts from two CQFA members. Lynn Pierce's selected piece, "Butterflies at Sunset II", can be seen on the CQFA web page, www.cqfa.org (listed under the name of Lynn Weaver). Julie Stiller had *three* quilts accepted to the show, which runs from Sept. 24 through Nov. 8, 2003. Visit the Chandler Center for the Arts at <http://members.aol.com/sdihowell/artquilts.html>.

Julie also has other quilts showing around the country. She has had a quilt juried into the *Fabric of Legacies* exhibit in Fort Collins, CO, <http://www.fortnet.org/crossroads/fo12003.html>, and her quilt that was juried into the Sacred Threads show in Columbus, Ohio was selected for the smaller traveling exhibit.



Diana Leone has been *painting* art quilts. Her new style has emerged from the last two years of painting watercolors and her career of quilting. The natural progression was to start painting watercolors on fabric. She has finished 4 pieces in just this last month. One her pieces, "Yosemite Falls" (shown below) will be in the Marin Quilt & Needle Arts Show, Aug 29-31. Diana says she is obsessed with these new quilts and tries to paint everyday. She uses the Jacquard paints as well as acrylics and anything that mixes and stays on the fabric. She would love to hear from anyone else who is painting quilts. She would like some input about available resists, especially ones that aren't too much work (don't need to be washed out?). She can be contacted at dianaleone@earthlink.net or 408-323-5201.



*What's Happening at
The San Jose Museum of
Quilts and Textiles*

Currently Exhibiting: Until October 26, 2003

Undercover: Political Expression in Traditional Quilts. Drawn primarily from the museum's permanent collection, the show explores the use of traditional American quilts in voicing political viewpoints and lending support to social or political movements and parties.

Monday, October 13, 2003, 7-8:30 pm.

"Sentimental Activists: Quiltmakers as Reformers in American Culture". A lecture/performance by Jane Przybysz, Ph.D.

Drawing on 19th century literary accounts of quiltmakers and quilting parties, Przybysz explores how quilts have historically been associated with reform movements in North America. Przybysz's interest in quilts and textiles developed from efforts to understand the history of women and performance. Her work in the Department of Performance Studies at NYU was an investigation of when, where, and how women have managed to insert themselves in the public sphere in order to have their say.

Seating is limited. Reservations are required. \$5.00 Members, \$10 Non-members. Please call 408-971-0323 ext. 10.

www.sjqmusem.org.

San Jose Museum of Quilts & Textiles,
110 Paseo de San Antonio, San Jose, CA 95112.

October 29-November 8, 2003

10th Annual Benefit Auction Preview.

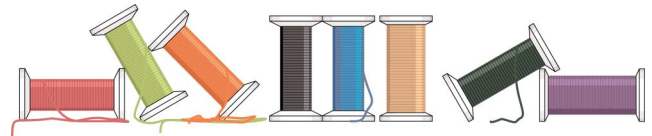
Show of works that will be included in the Annual Fundraising Auction, which will be held Nov. 8, 6:30-10 pm.



SEW-QUILT AND CRAFT EXPO

Northern California's biggest expo "of its kind" will be held September 26-28, 2003 (Fri-Sun, 10am - 5pm) at the San Mateo County Expo Center, 2495 So. Delaware St, in San Mateo. The Expo features exhibits, free seminars, workshops and vendor booths. You'll find fabric, notions, embellishments, craft supplies, tools, gadgets, kits and patterns and more.

A \$1.00 OFF General Admission COUPON is available for downloading from the website, www.pcmexpo.com. Without the coupon, admission is \$7 (kids to 13 free). A parking fee is charged by Expo.

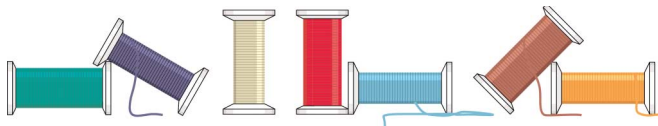


PACIFIC INTERNATIONAL QUILT FESTIVAL

PIQF, the largest Quilt Festival on the West Coast, will be held October 9-12, 2003 at the Santa Clara Convention Center, 5001 Great America Parkway, in Santa Clara. Over 700 quilts and garments will be on display throughout the Festival's four days. The Vendor Mall will feature over 150 booths offering everything from quilts and garments to all the supplies and equipment used in making them, including sewing machines, fabric, threads, accessories, notions and much more. This year's Festival also features over 60 workshops and lectures presented by an international teaching staff.

The Merchants Mall and Quilt Show will be open Thurs -Sat, 10 am-6 pm and Sun, 10 am-5 pm. General Admission is \$12.00 (\$10.00 for Sunday only). Re-entry for all days is included with intact wristband. Further information at www.quiltfest.com.





UPCOMING SHOW OPPORTUNITIES

The New England Quilt Museum in Lowell, MA is planning a juried exhibition for Fall 2004, entitled "Quilted Cuisine".

"We are seeking a smorgasbord of quilts - tasty, tempting, traditional and innovative."
http://www.nequiltmuseum.org/Exhibitions_Juried.shtml.

Fine Focus Exhibits announces a call for entry for the third biennial juried, traveling exhibition of 50 small format art quilts.

Fine Focus 04, c/o Susan Ennis
320 Charles St., Humble, TX 77338
<http://www.finefocus.net>

"The Art and Soul of Quilting" is a juried national quilt show, sponsored by Anderson Arts Center in Kenosha, WI.

Jan 18 - March 28, 2004
<http://www.kempercenter.com>

And here's a site to bookmark.
The "Where to Show List" by Lyric Kinard
http://www.lyrickinard.com/where_to_show_.html

CQFA Presents:

Fiber Expressions V

October 1-29, 2003.

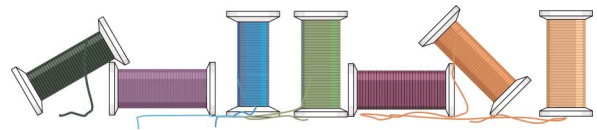
Mon.-Fri. 8:00 am-5:00 pm and some evenings
Mountain View Civic Center, 4th Floor Gallery
500 Castro Street, Mountain View, CA

Reception and Silent Auction
Friday, October 3, 5:30-8:00 pm
4th Floor Gallery

A "Gourd"geous Quilting Medium

If you ever tire of the same old fabric-based quilts, check out the website below for a unique alternative. The website is not designed to have a button to return from an individual quilt square back to the collection, so you'll have to use your browser's "history" button to move you back. Many of the squares are stunning. It just goes to show that some artists' imaginations can never be "squashed".

Thanks to Jaye Lapachet for noting (from www.judymartin.com, NOT the CQFA Judy Martin) this unusual and entertaining site:
www.thegourdquilt.com/finished_tiles.html



And while you're browsing around on the internet, check out a beautiful exhibit of Art Quilts at <http://www.grossmccleaf.com/artistpages/quilt03/quiltpage.htm>, from the Gross McCleaf Gallery.

Have you ever needed to write an Artists' Statement about your work? There's a good, short article with great suggestions at <http://labweb.education.wisc.edu/artcommunity/artisttips/artiststatement.asp>.

2003 CQFA Officers

<i>President:</i>	Virginia King
<i>Vice President:</i>	Laurie West-Roberts
<i>Fiber Expressions V Chairman</i>	Debbie Wambaugh
<i>Program Chair:</i>	Joy-Lily
<i>Treasurer:</i>	Judy Martin
<i>Membership:</i>	Judy Wagstrom
<i>Newsletter Editor:</i>	Jan Scardina
<i>Newsletter Mailing:</i>	Sylvia Gegaregian
<i>Show Opportunities:</i>	Julie Z. Stiller
<i>Web Site:</i>	Karenina Grun-Louie